

NEW ZEALAND

ROAD TRAFFIC SIGNS

Regulatory signs



50 km/h
Speed Limit




Speed Limit
Derstriction
(≤100 km/h)



Temporary sign
(temporary
speed limit)



Give Way
(with fluorescent
backing)



Give Way to
Oncoming
Vehicles



Priority Over
Oncoming
Vehicles



This Lane Must
Proceed Straight



Keep Right

Warning signs



50 km/h
speed limit ahead



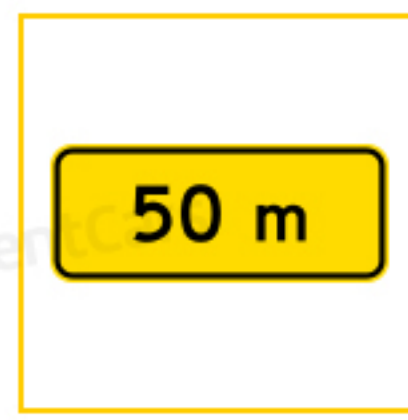
Stop ahead



Give Way ahead



Lane gain
on left



Above sign
effective 50
metres ahead



Watch for
large animals



Attention - Other
Dangers!



Lane management



Watch for
pedestrians crossing



Uncontrolled
railway crossing
ahead

Information signs



Detour ahead -
follow circle symbol



Left Turn At Any
Time With Care



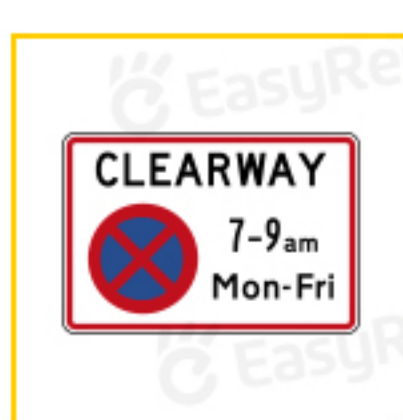
Passing Bay Ahead
(in 50 metres)



No Stopping for
5 kilometres



No Stopping
at times prescribed
(on both sides
of this sign)



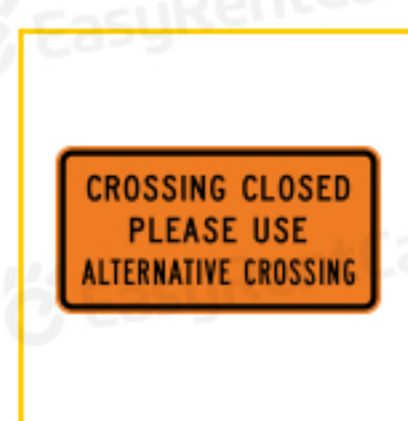
Clearway
(No Stopping)



Parking Permitted:
30 Minutes
(on the right
of this sign)



Hidden queue
ahead



Crossing closed -
please use
alternative crossing

